




 **Category A Tree**  
 Trees of high quality with an estimated remaining life expectancy of at least 40 years

 **Category B Tree**  
 Trees of moderate quality with an estimated remaining life expectancy of at least 20 years

 **Category C Tree**  
 Trees of low quality with an estimated remaining life expectancy of at least 10 years, or young trees with a stem diameter below 150mm

 **Category U Tree**  
 Trees in such a condition that they cannot realistically be retained as living trees in the context of the current land use for longer than 10 years

 **RPA**  
 Calculated root protection area (RPA) depicted as a measured radius around a tree that should remain undisturbed during demolition and construction activity, a construction exclusion zone (CEZ)

 **CEZ**  
 Protective fencing location.

**Client:**  
 Belz Community

**Project:**  
 Tree Protection Plan  
 157 Bevendon Square  
 Salford  
 M7 4BW

**Date:**  
 06/08/2019

**Scale:** 1:300      **Size:** A3

Rowbottom's Tree Services Ltd  
 Cheddleton Lodge West Road  
 Prestwich Manchester M25 3FB  
 Tel: 0161 773 2788  
 www.rowbottoms-tree-services.co.uk  
 bill@rowbottoms-tree-services.co.uk